

ES-2.. ELECTRONIC SAFETY SWITCHING DEVICE FOR PRESSURE MONITORING

ESE

Extension unit for switching outputs

Switching of up to four independent switching outputs

- ✓ Simple and precise limit setting
- ✓ Industrial-grade and fail-safe design with integrated self-test functions
- ✓ Comprehensive service functions and data logging
- ✓ Configuration via ES-2... unit
- ✓ Compatible with ES20, ES21 and ES22 units



SIL IEC 61508
IEC 61511

Technical data

Characteristics

Operating voltage	16...32 V DC (max. 5,9 W)
Dimensions	150 x 60 x 42 mm (LxWxH)
Housing	Anodised aluminium
Protection class	IP65

Operating conditions

Ambient temperature	-20...+65 °C
---------------------	--------------

Electrical connection

Analogue current output	1 x 4...20 mA
Digital inputs/outputs	Configurable as 2x alarm or 1x alarm and 1x remote unlocking

Load capacity of the switching contacts

<u>DC 24 V:</u>	<u>AC 230 V:</u>
DC1: 16 A	AC1: 16 A
DC13: 1,5 A	AC3: 10 A
	AC15: 7 A

Applications

- ✓ Refrigeration systems and heat pumps
- ✓ Ventilation, heating and climate technology
- ✓ Filter and pump monitoring
- ✓ Hot water and steam boiler monitoring
- ✓ Process measurement technology
- ✓ Mechanical and plant engineering

Applied standards and approvals

- ✳️ DIN EN 378
- ✓ DIN EN 12952-11
- ✓ DIN EN 61508:2010
- ✓ DGRL 2014/68/EU
- ✓ DIN EN 12953-9
- ✓ DIN EN 12263:1998

Technical modifications reserved.

Sales and Consulting
Fluid.io Sensor + Control

Tel.: +49-6251-8462-0
An der Hartbrücke 6

E-Mail: info@fluidio.de
64625 Bensheim

ES-2.. ELECTRONIC SAFETY SWITCHING DEVICE FOR PRESSURE MONITORING

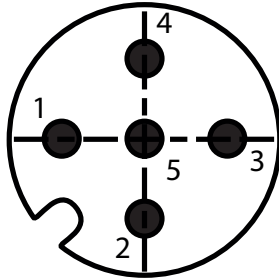
Wiring diagram of the cable sockets and connectors

Connector 1: 5-pin M12

A-coded

Pin assignment (male):

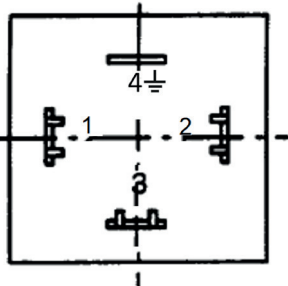
- 1: GND
- 2: 16...32 V DC (max. 5,9 W)
- 3: Digital I/O 1 (configurable)
- 4: Current output (4...20 mA)
- 5: Digital I/O 2 (configurable)



Connector 2: Rectangular connector, according to EN 175301 form A

Pin assignment:

- 1 and 2: Switching channel 3
- 3 and 4: Switching channel 4 or with cable bridge in connector to switching channel 3 for automated switching channel self-test



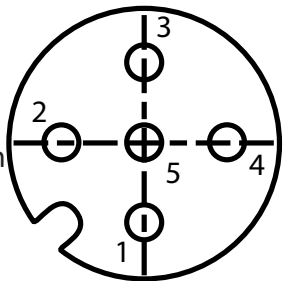
Achtung Kontakt 4 \perp nicht mit Erde verbinden

Connector 3: 5-pin M12

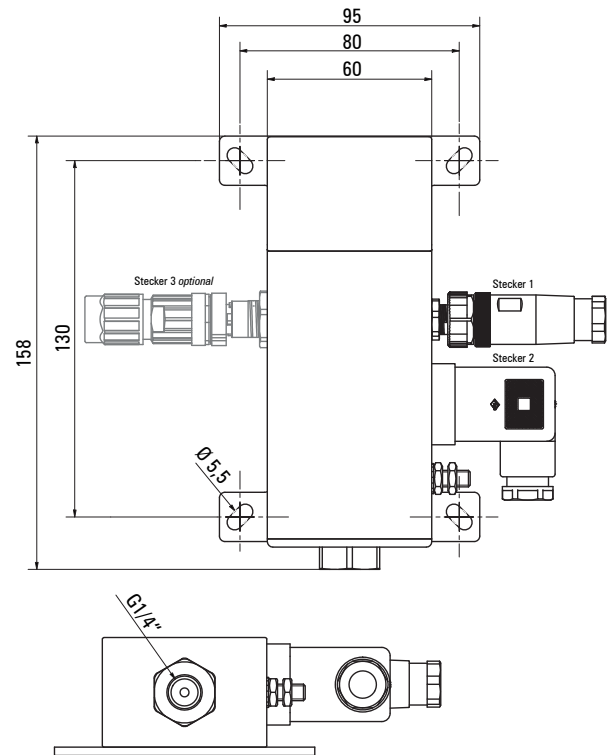
A-coded

Pin assignment (female):

- 1: GND
- 2: Supply for ES2x
- 3: Digital I/O (communication to ES2x)
- 4: n.c. / not connected
- 5: n.c. / not connected



Device design and dimensions



Smart Pressostat App



- ✓ Retrieval of settings- and test protocols
- ✓ Convenient setting of limit values & delay times
- ✓ Configuration of the device
- ✓ Management of multiple devices

More information: www.fluidio.de/es2x



Technical modifications reserved.

Sales and Consulting
Fluid.io Sensor + Control

Tel.: +49-6251-8462-0
An der Hartbrücke 6

E-Mail: info@fluidio.de
64625 Bensheim

Fluid.io
SENSING FLUID EXCELLENCE

www.fluidio.de